







P1 Aesthetics Curriculum Briefing 2024

Presented by : Ms Serene Chan (HOD/Aesthetics)





Agenda



Mission


Approach

Signature Programmes

Learning Outcomes

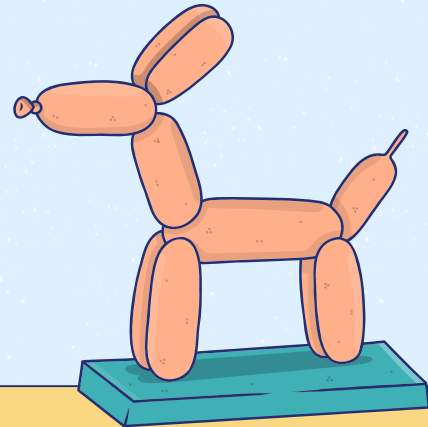
Parents as Partners in Education






Mission

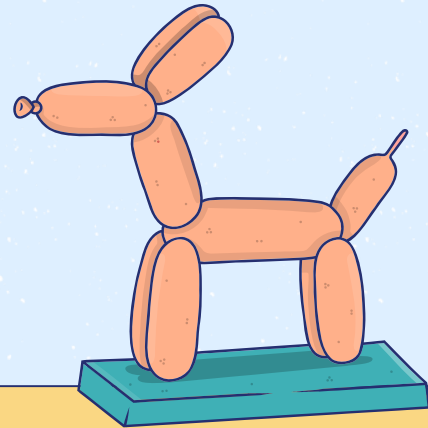
To nurture confidence and
creativity in our pupils
through a holistic learning
experience in the arts





Guiding Philosophy

To inculcate a love for the arts
from young through
exposure and experience of
different art forms



How the arts can benefit your mental health


Research suggests that colouring books, music and poetry can boost your mood



The notion that art can improve mental well-being is something many people can lose sight of, especially if they have become disconnected from the dancing, creative writing, drawing and singing they used to enjoy as children.
ILLUSTRATION: NYTIMES

The Straits Times
June 7 2023

Don't play down the importance of the Aesthetics



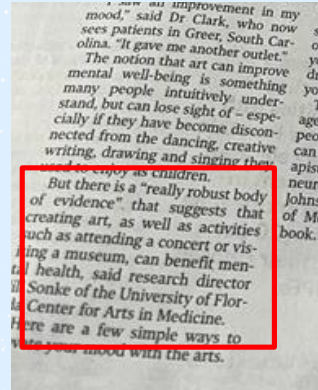

What research says...

Other studies have found that singing reduces levels of cortisol, your body's main stress hormone.

Music can be effective at reducing stress

because things like rhythm, repetitive lyrics and chords engage multiple regions of the brain.

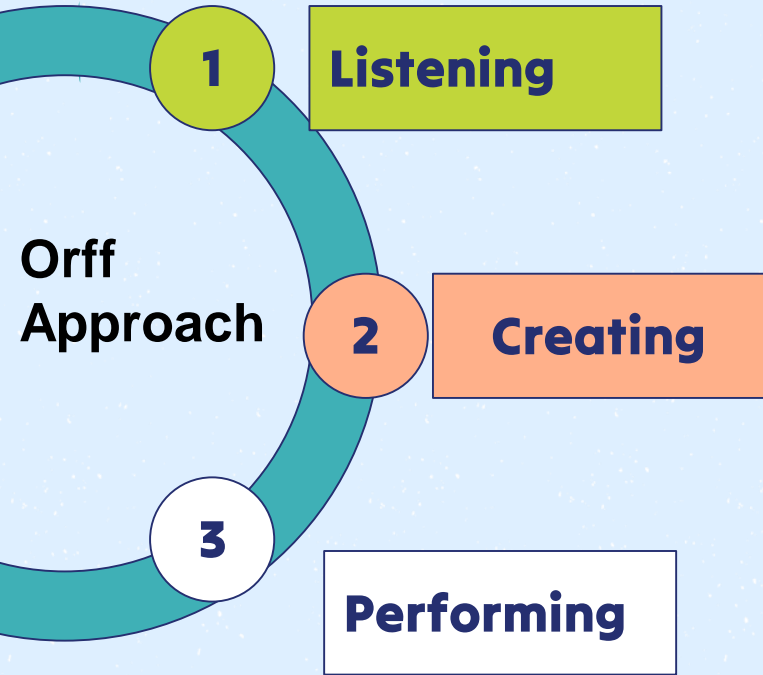
There is a 'really robust body of evidence' that suggests that creating art, as well as activities such as attending a concert or visiting a museum, can benefit mental health



Music curriculum and Pedagogy



Main Pedagogy and concepts



1

Listening

Aural skills: Active listening in music

2

Creating

Creating music in individual and group settings, both in notation and graphic forms

3

Performing

Performing in individual and group settings, either vocally or/and with a variety of instruments

Signature Programmes

Biennial (2025)

Competitions, Recess
and class activities

After school Parent child
Bonding Workshops

Arts Fest



Aesthetics Showcase

Term 4 (Nov)


During Assembly slots
(look out for PG calls)

RGPS Got Talent




Instrumental Recital


(Term 2) July
Look out for PG calls



P2 Music Module for 2024



Term	Module	Skills explored
1	Our Singapore Delights Poem	<ul style="list-style-type: none">• Creating rhythm• Performing on classroom percussion instruments
2	Korean Music Culture	<ul style="list-style-type: none">• Singing• Movement and Dance• Performing in a hand bell ensemble
3	Hand signs and Solfege	<ul style="list-style-type: none">• Singing in pitch and accurate rhythm• Recognizing solfege• Performing hand signs.
4	Soundscape and P2 Aesthetics Showcase	<ul style="list-style-type: none">• Creating music using classroom instruments• Performing music



P1 Music Module for 2024

Term	Module	Skills explored
1	Fun with rhythm & beats	<ul style="list-style-type: none">• Singing• Movements and dance• Performing with classroom percussion instruments• Learning simple rhythm
2	Hand sings and Solfege	<ul style="list-style-type: none">• Singing in pitch and accurate rhythm• Recognising solfege• Performing handsigns
3	Songs of Singapore	<ul style="list-style-type: none">• Singing• Movement and dance• Creating rhythm• Performing with classroom percussion instruments
4	Music Around the World - Australia	<ul style="list-style-type: none">• Singing• Movement and Dance• Performing in a handbell ensemble

Things to note

- Use of hand sanitizer (before and after use of instruments)
- Sight and sign on assessment rubrics
- Keep all music worksheets and rubrics in a music file (to be used for the whole 6 years of music education)



How can you
support your
child/ward?



Sing/make music together

Affirm and encourage

Be supportive



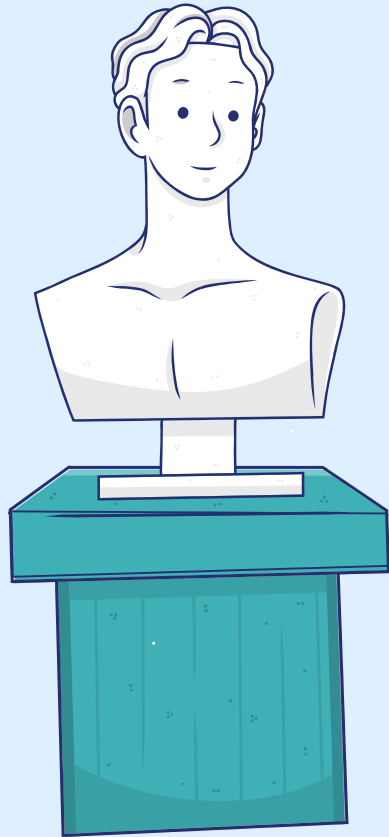
Art curriculum and Pedagogy



Aims of Art Education

To enable every student to **enjoy art, communicate visually, and make meaning** through **connecting** with society and culture.



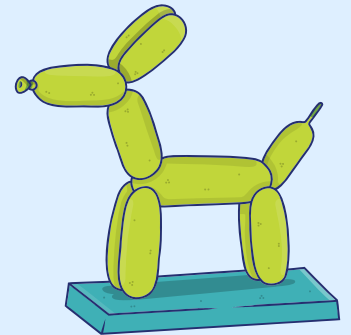



3 Big Ideas of Art

- Art helps us to see in new ways
- Art tells stories about our world
 - Art influences how we live

Learning outcomes

See	Observe – Inquire
Express	Create – Innovate
Appreciate	Connect - Respond





PEDAGOGY in Art Making & Art Discussion


Inquiry Based Approach

Present opportunities for students to be engaged in different levels of inquiry

Curiosity, exploration and experimentation are valued

Students' voices are encouraged – own the creative process to bring their ideas to reality

Develop motivation & a sense of identity & self-efficacy



Modular lessons

- 1 module per term
- 4 modules per year

Focus Areas:


Self & Immediate Environment

The World and Region We Live In

Themes: People and Place, Our Natural World and Experiences and Emotions

Every module includes

- Discussing art and artists
- Artmaking inspired by artists
- Acquiring art knowledge, skills & values through inquiry-based learning
- Learning through artistic processes such as
 - Materiality
 - Inspiration
 - Experimentation
 - Emotion
 - Imagination
 - Presentation





Art Materials (kept in school)

1. A4 Sketchbook (From P1)
2. Drawing block
3. Oil pastels
4. Coloured pencils
5. A 2B drawing pencil
6. Watercolour cake
7. Paint brushes (preferably 3 different sizes)
8. Coloured markers
9. A black marker for outlining
10. Dry and wet tissue
11. White glue (small bottle)



- An **A3 Art file** with at least 20 pockets
- To file all artworks and documents returned
- To be kept at home (**please do not throw**)
- To be used throughout from P1 – P6
- Keep a digital copy of your child's/ward's artwork



How you can help your child/ward develop creative and critical thinking skills through and in art:



01

Be supportive

02

Ask Open-Ended Questions

03

Compare and Contrast



04



Problem-Solving Projects

05

Art Journaling

06

Museum Visits





Thank you

